



Hope Hamilton

CE Primary School

New Parents Information



Our School Vision

“Love one another as I have loved you.” (John 15:12)

At the heart of our school vision is the belief that we are called to love and respect others and to value ourselves, just as God loves each one of us.

We strive to nurture children who are peacemakers, compassionate, kind.

We are also committed to equipping our children to become lifelong learners. Through developing positive learning attitudes and key learner qualities, we encourage them to grow in confidence, curiosity, and resilience.

These values are woven into every aspect of our teaching and daily school life, creating a caring and purposeful environment where each child can flourish.



Dates for Induction

1. One-to-one parent meetings. Please make sure you sign up to a meeting, before you leave.

- Go through all the forms you have filled out.
- Chance to discuss important information you have about your child, as well as an opportunity for you to ask any questions before the school year begins.
- Please bring your child's passport or birth certificate.

2. Stay and play session Wednesday 1st July

- F1 9.30-10.00 [3-4 year olds]
- F2 1.30 – 2.15 [4-5 year olds]

Chance for your child to see their classroom and meet the other children. Buy uniform.

3. Playdate in the park – Tuesday 7th July 2pm Brompton Playpark, Brompton, Hamilton

Bring your child along to meet their new friends at a playdate in the park , great chance for you to make links or even arrange playdates over the summer holidays.

All dates can also be found on the website



After the Summer

We want to give our youngest children the best possible start. We can offer a smooth transition that is not too overwhelming. Therefore, **Foundation One** will have a staggered start.

This allows us to give individual attention and help settle them into a new environment. This can be particularly beneficial for children who may be anxious or shy about starting.

It also gives us an opportunity to assess the children more closely and their individual needs and to build stronger relationships with each family from the beginning.

This will be discussed further at the one-to-one meetings.



How do the sessions work?

Foundation Stage begins when children reach the age of three, when children might attend a nursery setting.

In our school we call the Nursery children aged 3 – 4, the F1s.

There is a Mon/Tues/Wed group [full days 8.40 – 3.10]

We call the Reception children aged 4 – 5, the F2s and there are two classes of 30 children.

Staffing is allocated to needs and statutory ratios.



How will your child learn?

We will use the Early Years Curriculum to help plan for your child's learning and next steps.

Your child will be learning skills and gaining new knowledge through 7 key areas.

Areas of Learning and Development		
Prime Areas		
Communication and Language	Personal, Social and Emotional Development	Physical Development
Listening, Attention and Understanding Speaking	Self-Regulation Managing Self Building Relationships	Gross Motor Skills Fine Motor Skills

The prime areas are those most essential for your child's healthy development and future learning. As your child develops through the Prime Areas, it will give them the vital skills to access the Specific areas the curriculum.



Personal, Social and Emotional Development

Self Regulation, Managing Self, Building Relationships.

Children's PSED is crucial for children to lead healthy and happy lives.

Children will learn how to look after themselves and be supported to manage emotions.

Children will learn how to make good friendships and resolve conflicts.



Communication & Language

Listening, Attention, Understanding and Speaking

Practitioners will build children's language by commenting on what children are doing. Reading frequently to them and engaging children in stories will help them learn new vocabulary.



Physical Development

Gross motor skills and Fine motor skills

Physical activity is vital in children's all round development.

Gross motor skills provide the foundation for developing healthy bodies and social and emotional wellbeing.

Fine motor skills helps with hand eye coordination which is later linked to writing.



Four Specific Areas

We believe that children in the EYFS [Early Years Foundation Stage] learn by playing and exploring, being active, and through creative and critical thinking which takes place both indoors and outdoors.

Specific Areas			
Literacy	Mathematics	Understanding the World	Expressive art and Design
Comprehension Word Reading Writing	Number Numerical Patterns	Past and Present People culture and Communities The Natural World	Creating with materials Being Imaginative and Expressive



Literacy

Comprehension, Word Reading and Writing

It is crucial to develop a lifelong love of reading

It only develops when adults talk and read with children.

Writing involves spelling and handwriting and talking about ideas and structuring them in speech before writing.

.



Mathematics

Number and Numerical patterns

Mathematics involves being able to count confidently and develop a deep understanding of the numbers to 10.

Maths also looks at the relationships between numbers and the patterns within those numbers.



Understanding the World

Past and Present, People, Culture and Communities and The Natural world

Understanding of the world involves guiding children to make sense of their physical world and their community.

The range of children's experiences increase their knowledge of the world around them.



Expressive Arts & Design

Creating with materials and Being imaginative and expressive

This supports children's imagination and creativity

It involves having regular opportunities to engage with the arts, enabling them to explore and play with a range of media and materials.



What does learning look like in class?

We have two classes. Each class has a teacher and a teaching assistant.

Both classes take part in three different types of activities:

Whole class sessions, where we work together as a whole class to introduce new concepts and skills, which are later developed through the other two types of activity

Small adult led group sessions are based on the Early Years Curriculum.

These are specifically taught activities aimed to challenge and work on your child's next steps.

Child initiated activities where the children can develop their own play and learning. This gives an opportunity to also embed skills taught in the adult led sessions by exploring the different areas of the classroom or our outdoor area.

All of our activities are 'hands on' and practical and play based which take place both indoors and out, so **please make sure your child has a waterproof coat and suitable footwear.**



Inclusive approach and supportive environment

We believe every child is unique and deserves to thrive.

We are proud to be a school where:

- All children are valued and supported, including those with additional needs.
- We embrace and celebrate every child's strengths and differences.
- Nurturing environment where every child can succeed.

We have a dedicated Special Educational Needs Coordinator (SENCO) who works closely with families and staff to ensure children receive the right support.

Support strategies are tailored to individual needs to ensure full participation in school life.

Together, we work in partnership with parents to give every child the best start.

Parent 1:1 meetings are perfect opportunity to discuss any worries/needs.

.



How will I know how my child is doing?

We will record their learning and track progress by taking observations and photographs and these will form our beautiful celebration books.

Opportunities will be available for you to look at and contribute towards these.

For F2 children at the end of the year your child will be given a level for each of the areas of the Early Years Curriculum.

Expected: your child is working at the level expected for his age.

Emerging: your child is working below the expected level.

On leaving the Foundation Stage, a child is considered to have a 'good level of development' if they have achieved **expected level** in all the prime areas and specific areas except Knowledge of the World and Expressive Arts and Design.


Throughout the year you will be informed of your child's progress through termly parent meetings and daily communications.



It's not just "Play"

If your child says 'all I did was play at school...'. They were:


Taking a risk



Learning by trial and error




Thinking, predicting and testing



Persisting when challenges occur



Showing curiosity



Planning, checking, changing and reviewing



We believe play is an essential part of the daily routine in our Foundation Stage.

Play in the Foundation stage is carefully planned through a wide range of activities and topics.



What does the school day look like?

- 8.40am Parents and children come in for stay and play. **(phone free zone)**
- 8:50am Register **(if your child is absent, please ring the office before 9am). It is paramount that your child arrives before 8.50.**
- 9.00 am Phonics
- 9.20am Learning time inside and outside including whole class inputs and learning in small groups.
- 10.00am Literacy whole class input
- 10.30am Playtime with school
- 10.45am Fruit and milk time – time to chat! Scaffolded play inside and outside including whole class inputs and learning in small groups.
- 12-1pm Lunchtime
- 1.05pm Mathematics whole class input. Learning time inside and outside including whole class inputs and learning in small groups
- 2.45 pm Collective worship .
- 3.00pm Story time
- 3.15pm Pick up from classroom

Please ensure any changes to picking up is informed either to the class teacher or telephoned into the school office.



Google Classrooms

We do not set formal homework; we want children to spend quality time with you.

In your child's bookbag there will be a book to read to your child and one they can read to you.

We use google classroom to inform you of any events coming up, information and we will post photographs.

There will be links to various apps to practice phonics or maths skills, to help consolidate any learning.

We will provide all log in information during our 1:1 meetings.

.



Foundation Stage Base



To get to Foundation Stage Classes, you will come through the main gates on either side of the school and walk through the playground. You will see a gated area (as above). Come through the gates and enter Foundation Stage Base through the double doors where you will be greeted by Foundation Stage Staff.

Tips for saying “Goodbye”

Prepare children in advance - Use positive words and body language - Keep it brief- Say goodbye and walk away



What can I do to get my child ready for school?

It's time to give your child more responsibility and see all they can achieve. We want them to be

INDEPENDENT

Leave the symbols of babyhood behind e.g. bottles, pushchairs, dummies and enjoy the next stage!



What can I do to get my child ready for school?

Encourage their Independence.

- Teach your child how to independently put on his/her coat on and **be able to do it up.**
- Practise **dressing/undressing** without help. Especially doing up and undoing buttons and zips.
- Practise **turning clothes the right way** round.



Name Everything!

Help your child to recognise his/her **name**. Show your child where you have sewn/written their name.

First and surname (try and avoid just initials)



Snacks and Drinks

All children under 5 will receive **free milk**, Once they are 5 they can continue to have milk but there is a **payment required**. You will need to contact 'cool milk' – details are on our website.

Free fruit is available. Help your child by showing them how to **peel fruit**. Fruit can't be cut up so please encourage your child to bite into their fruit. This also encourages speech development.

Children will need a **named water bottle**, with **only water**. (With a sports lid to avoid spillages).



Toilets

Encourage your child to use the **toilet without help**.

We have hand dryers so if your child is fearful practise using these.

Encourage your child to tell us if they have a problem or have had an accident.

Please provide spare pants and socks in their PE bag (ALL named).



Lunchtime

Our team of experienced lunchtime teachers will look after your child during lunch time.

F1 children do not receive free school dinners but can be paid for.

An example of the three-week menu is on our website. **Talk through the meals available** with your child.

If you wish to provide a packed lunch instead of a hot meal, **please avoid nuts** and the lunches should follow our schools **'healthy eating'** policy. All details are on our website.

Practise opening packets of crisps, lunchboxes and any tubs.

Practice using a **knife and fork** to cut up meals.



Uniform

School uniform

School book bag – **no rucksacks** (purchase from the office)

White polo shirt

Blue cardigan or jumper with a school badge.

Grey skirt, pinafore or trousers.

Black school shoes (**please try and avoid laces unless your child can tie them**)

P.E Kit for F2

Draw string bag that is clearly named on the front.

White t-shirt with or without logo and navy blue/black shorts.

Black P.E plimsoles.

No Jewellery or make up. (More information is on our website).



Other Information

Breakfast Club runs from 7.45 – 8.40am

The school is cashless, everything must be paid online through parent pay - we will set this up, once your child starts.

If you are interested in High Hopes Nursery or After school care, please contact Nirav on 0116 2765894.



Please don't worry

The first day of school
Can be hard for mum and dad
Part of you feels excited
The other part so sad
For many years you've held their hand
And have been their loving guide
Now you know the time has come
To leave them by our side
But it is only for a little while
As your child will learn and grow
And at the end of everyday
They will share with you what they know
So, as you walk away
Don't worry anymore
We'll take care of all those precious ones
When you leave them at our door



Hope Hamilton CE Primary School



Please feel free to contact us if you have any comments or questions.

More information about the school can be found on our website [https Home | Hope Hamilton CE Primary School](https://www.hopehamiltonceprimaryschool.co.uk/)

Useful links <https://startingreception.co.uk/>
[The Potty Training Guide - Starting Reception](#)

You can contact us on 0116 2766121

Email the school on admin@hop.learnat.uk